

## Series 8, Built-In Fully Automatic Coffee Machine, Black, Removable water tank CTL836EC6



## The built-in coffee center offers unparalleled variety with highest comfort.

- **Intelligent heater inside:** The SensoFlow System guarantees the right temperature and best aroma.
- **OneTouch DoubleCup:** Your choice of espresso or milk drinks with a click – even two cups at once.
- **AromaDouble Shot:** Strong coffee with less bitterness thanks to two grinding and brewing processes.
- **CeramDrive:** High-quality grinder made from non-wearing ceramic
- **Home Connect:** Home appliances with smart connectivity for an easier everyday life

Built-in / Free-standing: ..... Built-in  
 Net weight: ..... 20.3 kg  
 Gross weight: ..... 22.8 kg  
 Dimensions (HxWxD): ..... 455x594x375 mm  
 Dimensions of the packed product (HxWxD): ..... 540 x 475 x 670 mm  
 Min. required niche size for installation (HxWxD): ..... 449 x 558 x 356 mm  
 EAN code: ..... 4242005134236  
 Fuse protection: ..... 10 A  
 Voltage: ..... 220-240 V  
 Frequency: ..... 50/60 Hz  
 Length electrical supply cord: ..... 170.0 cm

TCZ7003	Accessories small appliances
TCZ8001A	Cleaning tablets
TCZ8002A	Descaling tablets
TCZ8004A	Care set espresso
TCZ8009N	insulated milk container



## Series 8, Built-In Fully Automatic Coffee Machine, Black, Removable water tank CTL836EC6

### The built-in coffee center offers unparalleled variety with highest comfort.

#### Feature highlights

- Innovative SensoFlow heating system - Fast first cup
- One-touch preparation: Ristretto, Espresso, Espresso macchiato, Coffee, Cappuccino, Latte macchiato, Caffé Latte at the touch of a button
- AromaDoubleShot: Extra-strong coffee with less bitterness thanks to two grinding and brewing processes
- Beverage temperature individually adjustable: 3 coffee temperature levels, Hot water: 4 grades
- Waterfilter inside Brita Intenza water filter: Reduces the lime content of water and filters substances affecting smell and taste

#### Convenience

- 4.1" TFT display with interactive menu
- MyCoffee: Save favourite beverages with individual names and adjustable mixing ratio of milk and espresso
- IndividualCupVolume: Cup sizes individually adjustable, to ensure your cup gets filled just as much as you would like it to (20-250 ml)
- Coffee outlet and milk frother height-adjustable: Up to 15 cm (max) high Latte Macchiato glasses fit underneath
- OneTouch DoubleCup: Prepare two cups simultaneously for all coffee and milk specialties
- Removable 2.4 litre water tank
- Early warning when bean container or water tank are close to empty
- Flexible milk solution: Decide for yourself if you prefer connecting the provided milk container or using any other container, e.g. a milk carton
- Short user manual always at hand inside appliance

#### Performance

- SilentCeram Drive: High-value ceramic grinding unit
- coffeeSensor System: The grinding unit automatically adjusts to bean variety
- One-touch coffee milk specialties with especially fine-pored milk froth thanks to an innovative milk frother
- In addition to beverages also available separately: milk foam, warm milk, hot water
- Reduced heating-up time: fastest first cup!
- Water pump with 19 bar pressure
- Separate chute for pre-ground coffee
- 15.000 cup warranty: Consistently high appliance quality from the first cup to the 15,000th (valid for non-commercial use within 24 months)
- AromaPressureSystem: Ideal contact pressure for optimal aroma extraction

#### Home Connect

- This appliance is HomeConnect Ready. The HomeConnect App is not yet launched in Australia. Once available, the Home Connect app allows you to access the appliance from anywhere - at home

using WiFi, when away from home using the mobile phone network.

- Remote start: Select and configure beverages in the app, then remotely start the beverage preparation
- CoffeePlaylist: Enter multiple beverage wishes in the app at once, e.g. for visitors; the appliance will then prepare them one after another
- CoffeeWorld: 17 additional international coffee specialties are available in the app - from Australian Flat White to Vienna Melange to Colombian Cortado
- Coffee recipes: The app offers a variety of recipes involving coffee, which can be transferred to the appliance or a Home Connect capable oven - from Espresso Crème brûlée to saddle of venison with coffee crunches
- Coffee know-how: The app includes interesting knowledge around the topic coffee, e.g. bean varieties, harvesting methods or roasting techniques
- User manual: A digital user manual is ready to hand at all times in the app
- Customer service: In case of technical problems, the Bosch customer service is able to access the appliance virtually - if you want so
- Security: Security is of top priority at Home Connect. The Home Connect app has been tested and certified by TÜV IT. And the encrypted data transfer via Home Connect protocol protects against unauthorised access.

#### Hygiene

- Removable brewing unit: Easy and hygienic cleaning under running water
- steam blast: Fully-automatic steam cleaning of the milk system after every beverage
- All milk nozzle parts are easily removable, separable, easy to clean and dishwasher-proof
- singlePortion Cleaning: Complete emptying of all pipes after each brewing process
- Automatic rinsing program when switched on or off
- Removable drip tray with container for coffee dregs
- Fully automatic descaling & cleaning program Calc'n'Clean
- Temperature adjustment

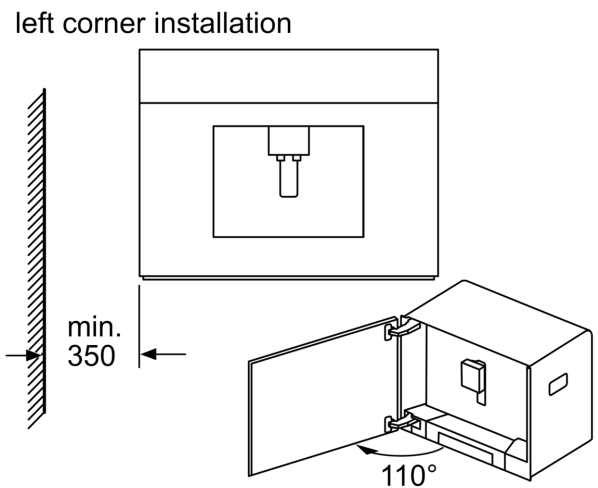
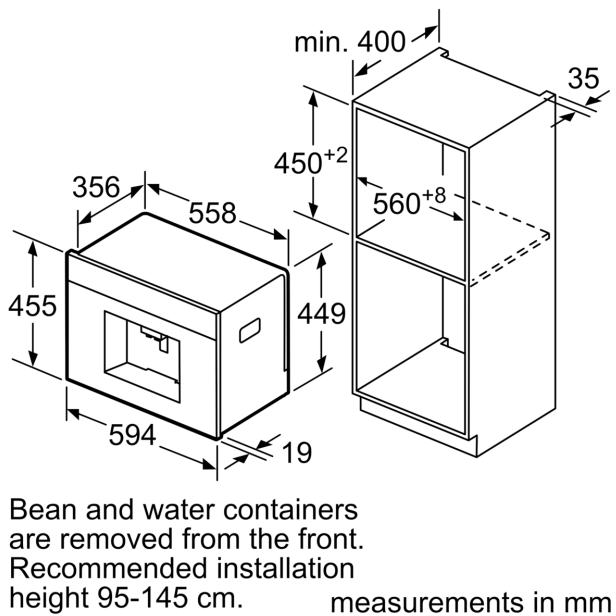
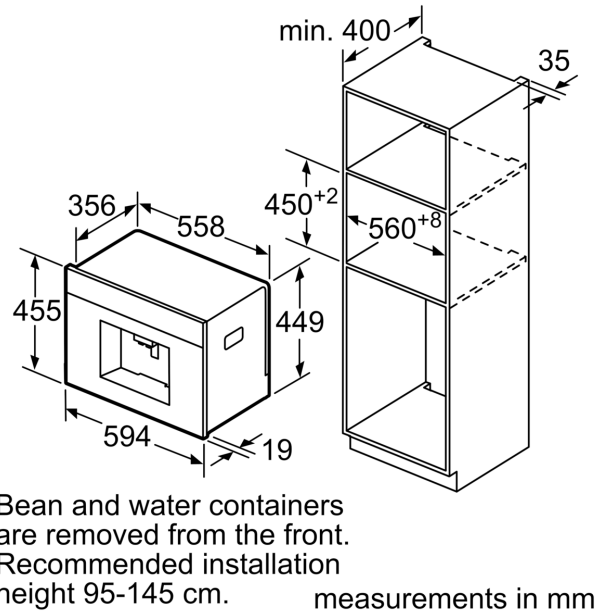
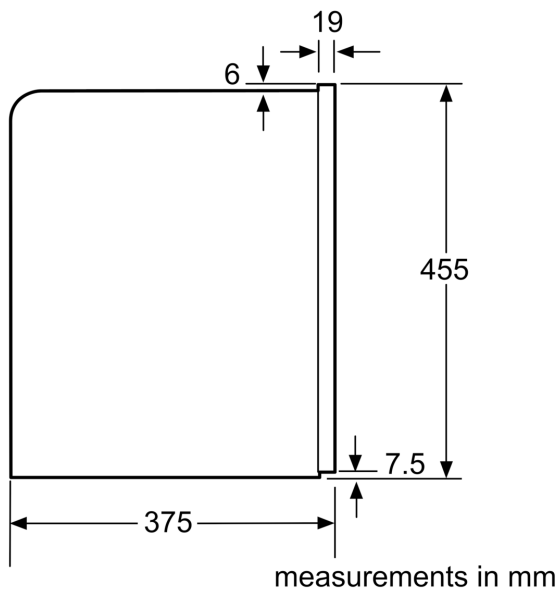
#### Extras

- Containers for water, milk and coffee beans are easily accessible but hidden behind a door, so the kitchen always looks clean
- Bean container with aroma protection lid (500 g volume)
- Illumination for keys and coffee outlet
- Grinding fineness adjustable (multi-level)
- Convenient quick rinsing function
- Child-proof lock: key lock preventing unintended brewing cycle
- Power 1700 W

#### Accessories

- Insulated milk container with FreshLock lid (0.5 l volume)
- Included accessories: assembly screws, connection hose for milk frother, milk container (insulated), milk pipe, scoop, test strip, water filter cartridge
- Separately available accessories: cleaning tablets (TCZ8001), descaling tablets (TCZ8002), BRITA Intenza water filter (TCZ7003), care set for fully-automatic espresso makers (TCZ8004), insulated milk container (TCZ8009N)

**Series 8, Built-In Fully Automatic  
Coffee Machine, Black, Removable  
water tank  
CTL836EC6**



If using the 92° hinge limiter (spare part no. 00636455), the minimum distance to the wall is only 100 mm.

measurements in mm

